










# HORN CONTACTS

<p><b>RB-1</b> 12 V.      ROUND BELL <b>RB-2</b> 24 V.</p> 	<p><b>HC-111</b></p>  <p>TOYOTA                      46.5 MM.</p>	<p><b>HC-112</b></p>  <p>ISUZU ELF 250              39.5 MM.</p>
<p><b>HC-113 A</b></p>  <p>ISUZU KBZ                      56.5 MM.</p>	<p><b>HC-113 B</b></p>  <p>ISUZU TFR                      56.5 MM.</p>	<p><b>HC-114</b></p>  <p>TOYOTA</p>
<p><b>HC-115</b></p>  <p>ISUZU KBZ</p>	<p><b>HC-116</b></p>  <p>DATSUN 720                      30.5 MM.</p>	<p><b>HC-117</b></p>  <p>MITSUBISHI L200</p>